



Basketball Scoresheet

Phone: 604-888-8088
www.basketball.bc.ca

GAME 1

DIVISION Juvenile

PLAYED AT HJ Cambie

VISITORS KLO

JUMP BALL

X	X	X	X	X	X	X	X
X	X	X	X	X	X	X	X

DATE Feb. 27 2014

PLAYER	POS	NO	PERSONAL FOULS	1ST QUARTER	2ND QUARTER	3RD QUARTER	4TH QUARTER	OVERTIME	TOTAL
A. Corrado		4	1 2 3 4 5	12	1	2			
S. Burke		5	1 2 3 4 5	16	15		2		
G. Craddock		6	1 2 3 4 5			15	1		
E. Rogers		7	1 2 3 4 5						
J. Filipiak		8	1 2 3 4 5			2			
C. Donaldson		9	1 2 3 4 5	2202	122		23		
D. Lee		10	1 2 3 4 5				1		
M. Fink		20	1 2 3 4 5		31				
C. Miller		14	1 2 3 4 5	22	2				
J. Watts		15	1 2 3 4 5						
M. Dickie		20	1 2 3 4 5		8	1			
J. Reid		21	1 2 3 4 5	2	23	23	22		
			1 2 3 4 5						
			1 2 3 4 5						

VISITORS		2	4	6	8	-	10	12	14	16	18	20	22	24	27	29	-	-	31	34	-	36	38	40
HOME		-	-	-	-	2	-	-	-	-	-	-	-	-	-	-	3	4	-	-	-	-	-	-
		-	-	42	44	46	-	-	48	50	-	52	54	57	59	-	-	-	-	-	-	-	-	-
		7	9	-	-	11	13	-	15	-	-	-	17	18	20	X								

HOME TEAM WINDERMERE

1st HALF TIME OUT	1	2	2nd HALF TIME OUT	1	2	3	O.T.	1	TEAM FOULS	1st HALF	2nd HALF

PLAYER	POS	NO	PERSONAL FOULS	1ST QUARTER	2ND QUARTER	3RD QUARTER	4TH QUARTER	OVERTIME	TOTAL
J. Cato		4	1 2 3 4 5						
W. Nguyen		5	1 2 3 4 5						
J. Dimayuga		6	1 2 3 4 5						
*K. Ferguson		8	1 2 3 4 5	2	2	7	22		
S. Chan		10	1 2 3 4 5						
*T. Yang		11	1 2 3 4 5						
C. Zhen		12	1 2 3 4 5						
*J. Dean		13	1 2 3 4 5						
S. Northgraves		14	1 2 3 4 5						
*J. Arienza		15	1 2 3 4 5						
A. Przyboranska		22	1 2 3 4 5						
*G. Ramirez		23	1 2 3 4 5						
			1 2 3 4 5						
			1 2 3 4 5						

REFEREE: MICHAEL LANEY
UMPIRE: J. COOK

TIMEKEEPER: _____
SCORER: _____

Mark personal fouls and timeout by quarters thus 1st \ 2nd / 3rd X 4th 0 Overtime +
Score baskets = (2); Fouls not scored = 0; Fouls Scored = ⊗
* Different colour pens should be used for each half.



Basketball Scoresheet

Phone: 604-888-8088
www.basketball.bc.ca

GAME 2

DIVISION Juvenile

PLAYED AT Cambie

DATE Feb 27 20 14

VISITORS
STEVESTON-LONDON

JUMP BALL

X	X	X	X	X	X	X	X
X	X	X	X	X	X	X	X

PLAYER	POS	NO	PERSONAL FOULS	1ST QUARTER	2ND QUARTER	3RD QUARTER	4TH QUARTER	OVERTIME	TOTAL
* H. Takasaki		4	1 2 3 4 5			2			
* M. Chen		5	1 2 3 4 5	6	4		20		
V. Malanda		7	1 2 3 4 5			8			
* N. Canave		9	1 2 3 4 5				22 27		
A. Chan		10	1 2 3 4 5						
D. Steele		11	1 2 3 4 5						
J. Bilaya		13	1 2 3 4 5						
N. Claypack		14	1 2 3 4 5						
M. Sherrett		15	1 2 3 4 5						
* M. Campbell		18	1 2 3 4 5		2	2 2 2	18		
* T. Takasaki		25	1 2 3 4 5						
* E. Malixi		26	1 2 3 4 5			0 0			
I. Warsame		28	1 2 3 4 5						
K. Kuramoto		29	1 2 3 4 5						
C. Wong		33	1 2 3 4 5						

VISITORS	-	1	2	-	4	5	-	-	6	-	-	-	8	10	-	12	-	-	-	14	-	16	18	-	
HOME	2	-	-	4	-	-	6	8	-	10	12	14	-	-	16	-	18	20	22	24	-	26	-	-	28
	20	22	-	24	-	26	28	-	-	30															
	-	-	30	-	32	-	-	34	35	-															

HOME TEAM <u>HERITAGE WOODS</u>	1st HALF TIME OUT	2nd HALF TIME OUT	O.T.	TEAM FOULS	1st HALF	2nd HALF
	1	1	1	1	1	1

PLAYER	POS	NO	PERSONAL FOULS	1ST QUARTER	2ND QUARTER	3RD QUARTER	4TH QUARTER	OVERTIME	TOTAL
* M. Spence		3	1 2 3 4 5						
* A. Ou		5	1 2 3 4 5	8	8				
M. Thye		6	1 2 3 4 5						
* K. Teves		7	1 2 3 4 5						
* G. Anderson		8	1 2 3 4 5						
J. Kreuztizer-Bennett		9	1 2 3 4 5						
* R. Alameh		10	1 2 3 4 5						
* R. Cheng		11	1 2 3 4 5						
L. Pokrajac		12	1 2 3 4 5						
M. Pfoh		13	1 2 3 4 5						
* M. Liski		14	1 2 3 4 5						

REFEREE: M Lamey TIMEKEEPER: _____
 UMPIRE: J COOK SCORER: _____

Mark personal fouls and timeout by quarters thus 1st \ 2nd / 3rd X 4th 0 Overtime +
 Score baskets = (2); Fouls not scored = 0; Fouls Scored = X
 * Different colour pens should be used for each half.



Basketball Scoresheet

Phone: 604-888-8088
www.basketball.bc.ca

B

GAME 3

DIVISION Juvenile

PLAYED AT HJ Cambie

DATE Feb 27 20 14

VISITORS HJ Cambie	JUMP BALL	X	X	X	X	X	X	X	X	X	X
------------------------------	------------------	---	---	---	---	---	---	---	---	---	---

PLAYER	POS	NO	PERSONAL FOULS	1ST QUARTER	2ND QUARTER	3RD QUARTER	4TH QUARTER	OVERTIME	TOTAL
C. Yanguas		4	1 2 3 4 5						
D. De Castro		5	1 2 3 4 5						
I. Jimenez		6	1 2 3 4 5	1	2 0 2*	1	2 2 2 0 0 8		
A. Hamidat		7	1 2 3 4 5						
V. Emnacen-Pankhurst		8	1 2 3 4 5						
E. Lyn		9	1 2 3 4 5						
S. Badga		10	1 2 3 4 5						
S. Wu		12	1 2 3 4 5						
K. Nahal		13	1 2 3 4 5						
M. Ranaikawa		14	1 2 3 4 5						
L. Colarribia		21	1 2 3 4 5			1 2			
D. Avjila		22	1 2 3 4 5						
Gina			1 2 3 4 5						

VISITORS	-	-	-	1	-	-	-	-	-	3	-	-	5	6	-	-	8	10	-	-	12	-	14	-	
HOME	1	2	3	-	4	6	8	10	12	-	14	16	-	-	18	20	-	-	21	22	-	24	-	26	27
	-	16	18	-	-	19	21	22																	
	29	-	-	31	33	-	-	-																	

HOME TEAM vedder Middle	1st HALF TIME OUT	2nd HALF TIME OUT	O.T.	TEAM FOULS	1st HALF	2nd HALF	1 2 3 4 5	1 2 3 4 5
-----------------------------------	-------------------	-------------------	------	------------	----------	----------	-----------	-----------

PLAYER	POS	NO	PERSONAL FOULS	1ST QUARTER	2ND QUARTER	3RD QUARTER	4TH QUARTER	OVERTIME	TOTAL
J. Victor		4	1 2 3 4 5				2 2		
N. Braun		7	1 2 3 4 5						
S. Roy		8	1 2 3 4 5	12	8	2			
C. Rodgers		9	1 2 3 4 5						
R. Macdonald		10	1 2 3 4 5						
C. Toop		11	1 2 3 4 5						
M. Lejeune		15	1 2 3 4 5						
K. Rodger		20	1 2 3 4 5						
M. Constamagna Grobier		22	1 2 3 4 5						
H. Tonsaker		23	1 2 3 4 5						
Gina			1 2 3 4 5						

REFEREE: Pat Clouston TIMEKEEPER: _____
 UMPIRE: Duerson SCORER: _____

Mark personal fouls and timeout by quarters thus 1st \ 2nd / 3rd X 4th 0 Overtime +
 Score baskets = (2); Fouls not scored = 0; Fouls Scored = ⊗
 * Different colour pens should be used for each half.



Basketball Scoresheet

Phone: 604-888-8088
www.basketball.bc.ca

GAME 4

DIVISION Juvenile

PLAYED AT HJ Cambie

DATE Feb 27 20 14

VISITORS <u>Riverside</u>	JUMP BALL	X	X	X	X	X	X	X	X
		X	X	X	X	X	X	X	X

PLAYER	POS	NO	PERSONAL FOULS	1ST QUARTER	2ND QUARTER	3RD QUARTER	4TH QUARTER	OVERTIME	TOTAL
A. Spamer		4	1 2 3 4 5						
A. Durrand		5	1 2 3 4 5						
A. Ma		6	1 2 3 4 5	9	14	4	5		
K. Wade		7	1 2 3 4 5						
E. Van der Mark		8	1 2 3 4 5						
D. Willett		10	1 2 3 4 5						
L. Van-Martin		11	1 2 3 4 5						
O. Dawson		12	1 2 3 4 5						
A. Wong		13	1 2 3 4 5						
H. Menard		15	1 2 3 4 5		23	27	32		
<u>Abraham</u>			1 2 3 4 5						
			1 2 3 4 5						
			1 2 3 4 5						

VISITORS	-	2	-	4	5	-	-	8	-	-	-	-	9	-	11	-	-	13	-	15	-	17	19	-	21	-	-	23	
HOME	2	-	4	-	-	6	8	-	10	12	14	16	-	19	-	21	23	-	24	-	26	-	-	28	-	29	30	-	
	-	-	-	-	25	-	-	27	-	-	-	-	30	-	-	-	-	-	-	-	-	-	-	-	-	-	-	32	-
	32	35	37	38	-	40	42	-	43	44	45	-	47	49	51	52	-	53	-	-	-	-	-	-	-	-	-	-	

HOME TEAM <u>Okanagan Mission</u>	1st HALF TIME OUT	2nd HALF TIME OUT	1 2 3	O.T.	1	TEAM FOULS	1st HALF	2nd HALF	1 2 3 4 5
			0 0		1				0 0

PLAYER	POS	NO	PERSONAL FOULS	1ST QUARTER	2ND QUARTER	3RD QUARTER	4TH QUARTER	OVERTIME	TOTAL
H. Walline		5	1 2 3 4 5						
H. Tomlin		6	1 2 3 4 5						
J. Garofalo		7	1 2 3 4 5						
T. Anderson		8	1 2 3 4 5						
E. Wicklund		9	1 2 3 4 5						
M. Felt		10	1 2 3 4 5						
J. Bertolan		11	1 2 3 4 5						
H. Frame		12	1 2 3 4 5						
D. Mahmi		14	1 2 3 4 5						
K. Gaspari		15	1 2 3 4 5						
K. Beldinger		21	1 2 3 4 5						
			1 2 3 4 5						
			1 2 3 4 5						
			1 2 3 4 5						

REFEREE: Duneau TIMEKEEPER: _____
 UMPIRE: A. JOHNSON SCORER: _____

Mark personal fouls and timeout by quarters thus 1st \ 2nd / 3rd X 4th 0 Overtime +
 Score baskets = (2); Fouls not scored = 0; Fouls Scored = ⊗
 * Different colour pens should be used for each half.



Basketball Scoresheet

Phone: 604-888-8088
www.basketball.bc.ca

GAME 6 DIVISION JUVENILE PLAYED AT HJ CAMBIE

DATE 27/02 20 14

VISITORS <u>WINSTON CHURCHILL</u>	JUMP BALL				
	X	X			
	X	X			

PLAYER	POS	NO	PERSONAL FOULS	1ST QUARTER	2ND QUARTER	3RD QUARTER	4TH QUARTER	OVERTIME	TOTAL
E-OPPONGI		4	X 3 4 5			0			
M. CHAN		6	2 3 4 5		8	28	8		
T. RAE		8	2 3 4 5						
T. SER		10	1 2 3 4 5				2		
D. FERRER		12	1 2 3 4 5	8	0				
M. LEI		14	1 2 3 4 5						
B. CHOQUER		16	X 3 4 5	8		5	2		
M. MACLEAY		20	1 2 3 4 5						
S. KUMAR		22	1 2 3 4 5						
C. PHANDA		30	2 3 4 5	22	2	2	82		
M. BALSHAW		32	X 3 4 5	2	8	21	8		
			1 2 3 4 5	8	8				
TASHA LORENZEN-EWING			1 2 3 4 5		16		29		
			1 2 3 4 5						

VISITORS	-	-	-	-	2	-	-	4	6	-	-	8	-	-	10	-	11	12	13	14	-	16	-	-	-	-	-	
HOME	2	4	6	8	-	10	11	-	12	13	-	15	17	18	-	20	-	-	-	-	22	-	24	-	-	-	26	28
	-	-	18	-	20	-	-	-	21	23	-	24	26	-	27	29												
	30	32	-	34	-	36	38	40	42	-	43	-	45	-	-													

HOME TEAM <u>SEYCOVE</u>	1st HALF TIME OUT	2nd HALF TIME OUT	O.T.	TEAM FOULS	1st HALF	2nd HALF	0	1	2	3	4	5
		X 2-3				XXX	0	1	2	3	4	5
		1-3				XXXXX	0	1	2	3	4	5

PLAYER	POS	NO	PERSONAL FOULS	1ST QUARTER	2ND QUARTER	3RD QUARTER	4TH QUARTER	OVERTIME	TOTAL
D. SHIRRIFF		1	1 2 3 4 5						
C. ARRIGO		2	1 2 3 4 5						
A. JEFFERSON		4	X 4 5						
A. ANDERSON		5	0 2 3 4 5						
A. DULONG		6	1 2 3 4 5						
K. SANDRIN		8	1 2 3 4 5						
L. HERRON		9	X 4 5	288		2			
S. LYNN		10	0 3 4 5				2		
M. BECKETT		11	1 2 3 4 5	8	2	0			
S. LAUBE		12	X 5	22	22	22	22		
S. WHYTE		13	1 2 3 4 5	17					
N. BRADSHAW		14	X 3 4 5	2	0	0	18	3	
J. FISHER		15	1 2 3 4 5		7				
A. BRADSHAW		20	2 3 4 5	22		22			
M. HARMON		21	1 2 3 4 5		29		42	45	

REFEREE: G RUPERT TIMEKEEPER: Annie Lei
 UMPIRE: P LOR SCORER: THAI TRVONG

Mark personal fouls and timeout by quarters thus 1st \ 2nd / 3rd X 4th 0 Overtime +
 Score baskets = (2); Fouls not scored = 0; Fouls Scored = X
 * Different colour pens should be used for each half.



Basketball Scoresheet

Phone: 604-888-8088
www.basketball.bc.ca

GAME 8

DIVISION JUVENILE

PLAYED AT HJ CAMBIE

DATE 27/02 20 14

VISITORS <u>ARGYLE</u>	JUMP BALL	X	X	X	X	X	X	X	X
		X	X	X	X	X	X	X	X

PLAYER	POS	NO	PERSONAL FOULS	1ST QUARTER	2ND QUARTER	3RD QUARTER	4TH QUARTER	OVERTIME	TOTAL
M. YEE		4	1 2 3 4 5	2	22	2	8888		
D. SAFARI		5	1 2 3 4 5						
K. JOHST		6	1 2 3 4 5		0				
J. THUR		7	1 2 3 4 5				2		
E. ARCHER		9	1 2 3 4 5		220	00			
A. BAE		10	1 2 3 4 5				00		
K. MACKAY		11	1 2 3 4 5			022	2		
E. SEDDON		12	1 2 3 4 5	2	(4)	00			
M. STOKES		13	1 2 3 4 5		(9)				
J. BAWA		14	1 2 3 4 5						
M. NAPIER		15	1 2 3 4 5	2	(23)	0202	022		
T. AKPO		23	1 2 3 4 5			(13)	(14)		
JEN MARSH			1 2 3 4 5			(36)	(50)		
DANICA MITCHELL			1 2 3 4 5						

VISITORS	2	-	-	-	-	4	-	-	6	-	8	9	-	-	11	12	13	-	15	17	19	-	21	-	-
HOME	-	2	4	6	7	9	-	10	12	-	14	-	16	17	19	-	20	-	21	-	22	23	24	-	-
	-	23	24	25	26	27	29	-	30	32	34	-	36	37	39	40	41	43	-	45	-	-	-	-	
	25	-	-	26	27	29	-	30	32	-	34	-	36	37	39	40	41	43	-	44	-	46	48	49	
	-	47	-	49	50	-	-																		
	50	-	52	-	54	55																			

HOME TEAM <u>KITSILANO</u>	1st HALF TIME OUT	2nd HALF TIME OUT	O.T.	TEAM FOULS	1st HALF	2nd HALF
	00	00	1	1	1 2 3 4 5	1 2 3 4 5

PLAYER	POS	NO	PERSONAL FOULS	1ST QUARTER	2ND QUARTER	3RD QUARTER	4TH QUARTER	OVERTIME	TOTAL
A. UPINITSKAYA		5	1 2 3 4 5						
M. SMITH		6	1 2 3 4 5				0		
A. LATH		7	1 2 3 4 5		00				
A. COOK		8	1 2 3 4 5						
N. SKAANG		10	1 2 3 4 5						
T. MCRAE		11	1 2 3 4 5	2	000000		0000		
C. BURCHETT		12	1 2 3 4 5	22	(16)	2	0000		
R. ABZ		13	1 2 3 4 5						
E. LOCAR		14	1 2 3 4 5			220	0000		
M. SOPER		16	1 2 3 4 5	2	(9)	(4)	2302		
A. FRASER		18	1 2 3 4 5						
M. MCGRIVER		19	1 2 3 4 5	20	2	(14)	2		
D. STRUIC		2A	1 2 3 4 5	20	(25)	002	2	(16)	
BRIAN BURCHETT			1 2 3 4 5			(30)			
KAYLE BURCHETT			1 2 3 4 5				(55)		

REFEREE: P. Lee
UMPIRE: G. Ruyter

TIMEKEEPER: ANNIE
SCORER: L. TRUONG

Mark personal fouls and timeout by quarters thus 1st \ 2nd / 3rd X 4th 0 Overtime +
Score baskets = (2); Fouls not scored = 0; Fouls Scored = X
* Different colour pens should be used for each half.



Basketball Scoresheet

Phone: 604-888-8088
www.basketball.bc.ca

GAME 9

DIVISION JUVENILE

PLAYED AT 8:30

VISITORS
STEVESTON-LONDON

JUMP BALL

X	X	X	X	X	X
X	X	X	X	X	X

DATE FEB. 28 20 14

PLAYER	POS	NO	PERSONAL FOULS	1ST QUARTER	2ND QUARTER	3RD QUARTER	4TH QUARTER	OVERTIME	TOTAL
H. TAKASAKI		4	2 3 4 5		2	2	2		
M. CHEN		5	2 3 4 5	2			2		
V. MOLONDA		7	1 2 3 4 5						
N. CANAVE		9	2 3 4 5	2 2 2	2 2 2				
A. CHAN		10	2 3 4 5		8		2		
D. STEELE		11	2 3 4 5						
J. BILAYA		13	1 2 3 4 5	(15)	(17)	(8)	(8)		
N. CLAYPAK		14	1 2 3 4 5				2		
M. SHERRETT		15	1 2 3 4 5						
M. CAMPBELL		18	3 4 5	2	2 2 2 2	2 2 2			
T. TAKASAKI		25	2 3 4 5						
G. MALIXI		26	2 3 4 5	2	(32)	(16)	(48)		
I. WARSANG		28	3 4 5						
K. KURAMOTO		29	1 2 3 4 5						
C. WONG		33	1 2 3 4 5	2	2				

VISITORS	2	4	6	8	10	12	13	15	17	19	21	23	24	26	27	28	30	32
HOME	-	2	-	4	-	6	-	7	-	9	-	11	13	-	-	-	15	-
	-	34	36	38	40	42	44	46	48									
	17	-	-	19	-	-	-	-	-	-	-	-	-	-	-	-	-	-

HOME TEAM
WINDER MERE

1st HALF TIME OUT	1	2	3	O.T.	1	TEAM FOULS	1st HALF	2nd HALF	2	3	4	5
1	1	2	3	1	1	1	1	1	X	X	X	X

PLAYER	POS	NO	PERSONAL FOULS	1ST QUARTER	2ND QUARTER	3RD QUARTER	4TH QUARTER	OVERTIME	TOTAL
J. CATU		4	1 2 3 4 5						
W. NGUYEN		5	1 2 3 4 5		8	8			
J. BIRAGIYA		6	3 4 5	8 8	2				
K. FERGUSON		8	3 4 5	2 2 2					
S. CHAN		10	1 2 3 4 5						
T. YANG		11	4 5		2 2 2		2 2		
C. ZHON		12	4 5		2				
S. NORTHGRAVES		14	3 4 5	(7)		2	(4)		
J. ATIGNZA		15	1 2 3 4 5		2				
J. DOAN		18	2 3 4 5						
A. PRZYBOROWSKA		22	1 2 3 4 5	(15)					
G. RAMIREZ		23	1 2 3 4 5			2 2			
G. JACKSON		31	1 2 3 4 5				(23)		

REFEREE: DUNCAN

TIMEKEEPER: JOSSIE

UMPIRE: [Signature]

SCORER: KIM TRAN

Mark personal fouls and timeout by quarters thus 1st \ 2nd / 3rd X 4th 0 Overtime +
Score baskets = (2); Fouls not scored = 0; Fouls Scored = ⊗
* Different colour pens should be used for each half.



Basketball Scoresheet

Phone: 604-888-8088
www.basketball.bc.ca

R

GAME 10 DIVISION JUVENILE PLAYED AT 8:30 am

VISITORS HERITAGE WOODS JUMP BALL XXXXXXXXXX DATE Feb 28 20 14
KODIAKS XXXXXXXXXX

PLAYER	POS	NO	PERSONAL FOULS	1ST QUARTER	2ND QUARTER	3RD QUARTER	4TH QUARTER	OVERTIME	TOTAL
M. SPENCE		3	1 2 3 4 5						
* A. OU		5	1 2 3 4 5			22			
M. THUE		6	1 2 3 4 5						
* K. TEVES		7	1 2 3 4 5		2				
* G. ANDERSON		8	1 2 3 4 5		2				
J. BENNET		9	1 2 3 4 5						
R. ALLAMEH		10	1 2 3 4 5						
* R. CHENG		11	1 2 3 4 5	22					
L. POKRATAC		12	1 2 3 4 5		2				
M. PROH		13	1 2 3 4 5						
X M. LISKI		14	1 2 3 4 5						
			1 2 3 4 5						
Ref. Schell			1 2 3 4 5						
Kelly Powell			1 2 3 4 5						
			1 2 3 4 5						

VISITORS	-	-	-	-	2	-	-	-	3	-	5	-	-	7	-	9	-	11	12	-	-	-	-	14	16	18
HOME	2	4	5	6	-	8	9	11	-	12	-	14	17	-	19	-	21	-	22	-	23	24	26	-	-	
	-	-	20	-	21	22	-	23	-	25	-	-	26	27	-	29	-	31	-	33	35					
	27	29	-	31	-	-	-	33	-	35	38	-	41	-	43	44	-	46	47	-						

HOME TEAM	1st HALF TIME OUT	2nd HALF TIME OUT	1 2 3	O.T.	1	TEAM FOULS	1st HALF	2nd HALF	1 2 3	4 5
KLO			X 2 3		1					

PLAYER	POS	NO	PERSONAL FOULS	1ST QUARTER	2ND QUARTER	3RD QUARTER	4TH QUARTER	OVERTIME	TOTAL
* A. CORADO		4	1 2 3 4 5		0 3		2 2		
* B. BURKE		5	1 2 3 4 5	2					
G. CRADDOCK		6	1 2 3 4 5						
* E. ROGERS		7	1 2 3 4 5						
* J. FILIPACK		8	1 2 3 4 5	2 2 2	2				
C. DONALDSON		9	1 2 3 4 5	2 2 2	2				
D. LEE		10	1 2 3 4 5		2 2				
M. FINK		11	1 2 3 4 5						
C. MILLER		14	1 2 3 4 5						
J. WATTS		15	1 2 3 4 5						
M. DICKIE		20	1 2 3 4 5						
* J. REID		21	1 2 3 4 5						
JAY CARRAP			1 2 3 4 5						
			1 2 3 4 5						

REFEREE: _____ TIMEKEEPER: _____
UMPIRE: _____ SCORER: _____

Mark personal fouls and timeout by quarters thus 1st \ 2nd / 3rd X 4th 0 Overtime +
Score baskets = (2); Fouls not scored = 0; Fouls Scored = X
* Different colour pens should be used for each half.



Basketball Scoresheet

Phone: 604-888-8088
www.basketball.bc.ca

GAME 11 DIVISION JUVENILE PLAYED AT 10:00

VISITORS RIVERSIDE JUMP BALL

X	X	X	X	X
X	X	X	X	X

 DATE Feb 28 20 14

PLAYER	POS	NO	PERSONAL FOULS	1ST QUARTER	2ND QUARTER	3RD QUARTER	4TH QUARTER	OVERTIME	TOTAL
A. SPARVER		4	1 2 3 4 5						
A. DURAND		5	1 2 3 4 5			2 2 2			
A. MA		6	1 2 3 4 5				8		
K. WARD		7	1 2 3 4 5						
E. VANDER MARK		8	1 2 3 4 5			2			
C. WILLETT		10	1 2 3 4 5	2 2 2 2	2 2 2	2	2 2 2 2 2		
L. MEN MARTIN		11	1 2 3 4 5	2 2 2	2				
O. PAWSON		12	1 2 3 4 5						
A. WONG		13	1 2 3 4 5		2				
H. MIGNARD		15	1 2 3 4 5						

VISITORS	2	4	-	-	6	-	8	10	-	12	14	16	17	-	18	-	19	20	-	-	22	-	-	24	-				
HOME	-	-	2	4	6	-	8	-	-	10	-	-	-	12	-	14	-	-	16	18	-	19	-	21	-	22			
	-	25	-	27	-	29	-	31	33	-	34	35	-	37	-	39	41	-	42	43	44	-	45	-	47	-	48	49	-
	23	-	25	-	27	-	29	31	-	32	-	34	-	36	38	-	40	-	41	42	-	44	-	45	47	-	-	-	

HOME TEAM CAMBIE 1st HALF TIME OUT 1 2nd HALF TIME OUT 2 O.T. 1 TEAM FOULS 1 1st HALF 1 2 3 4 5 2nd HALF 1 2 3 4 5

PLAYER	POS	NO	PERSONAL FOULS	1ST QUARTER	2ND QUARTER	3RD QUARTER	4TH QUARTER	OVERTIME	TOTAL
C. YANGBIAS		4	1 2 3 4 5						
D. DE CASTRO		5	1 2 3 4 5						
I. SIMONEZ *		6	1 2 3 4 5		2 2	2 2	2 2 2 2		
A. HAMRAT		7	1 2 3 4 5						
V. ENNACON - PANKHURST *		8	1 2 3 4 5	2 2	2 2	2 2	2 2		
G. LYN		9	1 2 3 4 5						
S. BAGGA *		10	1 2 3 4 5			2 2 2	2 2		
S. WU		12	1 2 3 4 5			2			
K. NAHAL *		13	1 2 3 4 5	2					
M. RANPHANA		14	1 2 3 4 5						
L. COBARRUBIA		21	1 2 3 4 5	2	2 2	2	2		
D. AYALA *		22	1 2 3 4 5	2 2	2	2			

REFEREE: [Signature] TIMEKEEPER: JESSIE G
UMPIRE: DUNCAN SCORER: KIM

Mark personal fouls and timeout by quarters thus 1st \ 2nd / 3rd X 4th 0 Overtime +
Score baskets = (2); Fouls not scored = 0; Fouls Scored = ⊗
* Different colour pens should be used for each half.



Basketball Scoresheet

Phone: 604-888-8088
www.basketball.bc.ca

GAME Game 12

DIVISION Grade 9 Girls

PLAYED AT Steveston-London

DATE February 28 2014

VISITORS <u>OKM</u>	JUMP BALL	V	H	V	H	V	H	V	H
		V	H	V	H	V	H	V	H

PLAYER	POS	NO	PERSONAL FOULS	1ST QUARTER	2ND QUARTER	3RD QUARTER	4TH QUARTER	OVERTIME	TOTAL
H. WALLINE		5	X X X 4 5			22			
H. TOMLIN		6	X X X 4 5	2X0					
J. GARGARO		7	X X X 4 5			0X	X000		
T. ANDERSON		8	2 3 4 5				2		
E. WICKLAND		9	1 2 3 4 5		2	2			
M. FELT		10	X 3 4 5		XX		2		
J. BORTOLON		11	1 2 3 4 5				00		
H. FRAME		12	2 3 4 5				00		
D. MAHMI		14	X X X 4 5	0X		X0XX			
K. GASPARI		15	X X X 4 5	232X0	3	2	X02		
K. BELANGER		21	1 2 3 4 5						
Stew Walline			1 2 3 4 5						
Cassidy deVeer			1 2 3 4 5						

VISITORS	2	-	5	7	9	10	11	12	-	-	13	14	15	18	-	20	22	-	-	-	24	25	27	29
HOME	-	1	-	-	-	-	-	-	2	3	-	-	-	-	4	-	-	6	7	9	11	-	-	-

HOME TEAM <u>VEDDER</u>	1st HALF TIME OUT	1 2	2nd HALF TIME OUT	1 2 3	O.T.	1	TEAM FOULS	1st HALF	2nd HALF
----------------------------	-------------------	-----	-------------------	-------	------	---	------------	----------	----------

PLAYER	POS	NO	PERSONAL FOULS	1ST QUARTER	2ND QUARTER	3RD QUARTER	4TH QUARTER	OVERTIME	TOTAL
J. VICTOR		4	X 3 4 5						
N. BRAUN		7	X 2 3 4 5			2			
S. ROY		8	X X 4 5		0000	2			
C. RODGERS		9	X 3 4 5						
R. MACDONALD		10	X X X 4 5	00	00		2		
C. TOOP		11	X 2 3 4 5	XX					
M. LEJEUNE		15	X 3 4 5			0X2200X0			
K. RODGERS		20	1 2 3 4 5	0X		00			
M. CONSTAMAGNAGROBIER		22	2 3 4 5				2		
H. TONSAKER		23	X 3 4 5						
COACH <u>William Raker</u>			1 2 3 4 5						

REFEREE: A RUPPEN TIMEKEEPER: _____
 UMPIRE: J ULL SCORER: _____

Mark personal fouls and timeout by quarters thus 1st \ 2nd / 3rd X 4th 0 Overtime +
 Score baskets = (2); Fouls not scored = 0; Fouls Scored = ⊗
 * Different colour pens should be used for each half.



Basketball Scoresheet

Phone: 604-888-8088
www.basketball.bc.ca

GAME PROVINCIAL TOURNAMENT 13

DIVISION JUVENILE

PLAYED AT SLSS #2

VISITORS CHURCHILL (Blue)

JUMP BALL

✓	✓	✓	✓	✓	✓	✓	✓	✓	✓
✓	✓	✓	✓	✓	✓	✓	✓	✓	✓

DATE Feb 28 2014

PLAYER	POS	NO	PERSONAL FOULS	1ST QUARTER	2ND QUARTER	3RD QUARTER	4TH QUARTER	OVERTIME	TOTAL
* E. OPPONG		4	✓ 3 4 5	20					
* M. CHAN		6	1 2 3 4 5	8	2 12	2 8	9		
* T. RAE		8	✓ X 3 4 5						
* T. SER		10	X 2 3 4 5						
D. FERRER		12	X X 3 4 5	7	20				
M. LEI		14	1 2 3 4 5						
B. CHOQUER		16	X 2 3 4 5			2	18		
* S. KUMAR		22	✓ X 3 4 5			2 20			
* C. DHANDA		30	1 2 3 4 5	2	2 22	2 20			
M. BAKSHAN		32	✓ X 3 4 5	1					
			1 2 3 4 5						
			1 2 3 4 5						
			1 2 3 4 5						
			1 2 3 4 5						
			1 2 3 4 5						

VISITORS	-	2	4	6	8	10	-	-	12	14	16	18	20	-	-	22	-	-	24	26	-	28	-	-	30	32	34	36	38
HOME	2	1	-	-	1	-	3	4	-	-	-	-	5	6	-	8	9	-	10	-	-	12	13	-	-	-	-	-	-

HOME TEAM	1st HALF TIME OUT	1	2	2nd HALF TIME OUT	X	2	3	O.T.	1	TEAM FOULS	1st HALF	2	3	4	5	2nd HALF	X	X	X	X	X	1	2	3	4	5
QUEEN OF ANGELS	2	2	X	2	3	1	1	1	2	2	2	2	2	2	2	X	X	X	X	X	1	2	3	4	5	

PLAYER	POS	NO	PERSONAL FOULS	1ST QUARTER	2ND QUARTER	3RD QUARTER	4TH QUARTER	OVERTIME	TOTAL
* C. OWEN		3	✓ 2 3 4 5						
* T. BROWNER		4	1 2 3 4 5	2	4	7	9		
* M. CLEAVES		7	✓ X 3 4 5						
* M. CARDIN		8	✓ X 3 4 5						
* S. HALEY		10	1 2 3 4 5						
* S. BLADEN-DEW		19	1 2 3 4 5						
* D. TOBODY		21	1 2 3 4 5						
* M. MATHIN		22	X 2 3 4 5						
* I. SPIESS		23	X 2 3 4 5	2					
* J. ANTUPPAPP		27	✓ 2 3 4 5						
			1 2 3 4 5						
			1 2 3 4 5						
			1 2 3 4 5						
			1 2 3 4 5						

REFEREE: [Signature] TIMEKEEPER: _____

UMPIRE: [Signature] SCORER: [Signature]

Mark personal fouls and timeout by quarters thus 1st \ 2nd / 3rd X 4th 0 Overtime +
Score baskets = (2); Fouls not scored = 0; Fouls Scored = X

* Different colour pens should be used for each half.



Basketball Scoresheet

Phone: 604-888-8088
www.basketball.bc.ca

GAME 14

DIVISION Juvenile

PLAYED AT HJ Pambell 10:00 AM

VISITORS SEYCOVE

JUMP BALL

X	X	X	X	X	X	X	X
X	X	X	X	X	X	X	X

DATE Feb 28 20 14

PLAYER	POS	NO	PERSONAL FOULS	1ST QUARTER	2ND QUARTER	3RD QUARTER	4TH QUARTER	OVERTIME	TOTAL
D. Shirriff		1	1 2 3 4 5						
C. Arriaga		2	X 2 3 4 5	3	4				
A. Jefferson		4	1 2 3 4 5			4	7		
A. Anderson		5	1 2 3 4 5						
A. Duong		6	1 2 3 4 5						
K. Sanderson		8	X 2 3 4 5						
L. Herran		9	X 2 3 4 5		7				
S. Lynn		10	1 2 3 4 5						
M. Beckett		11	1 2 3 4 5			11			
S. Laube		12	X 3 4 5		2 0				
S. Whyte		13	1 2 3 4 5				18		
N. Bradshaw		14	X 2 3 4 5						
J. Fisher		15	1 2 3 4 5						
A. Bradshaw		20	X 3 4 5	1					
M. Harmon		21	1 2 3 4 5						

VISITORS	-	2	3	-	-	-	4	5	7	-	-	-	8	9	-	-	-	10	11	-	-	12	13	15
HOME	2	-	-	3	4	6	7	-	-	-	8	10	12	14	-	-	16	18	19	20	-	-	-	-
	-	-	16	18	-	-	-	-	-	-	-	-	-	-	-	-	-	-	-	-	-	-	-	-
	21	22	-	-	24	26	27	28	29															

HOME TEAM LORD TWEEDSMUIR

1st HALF TIME OUT	2	2nd HALF TIME OUT	2 3	O.T.	1	TEAM FOULS	1st HALF	2nd HALF	1 2 3 4 5
	2		0 2		1				1 2 3 4 5

PLAYER	POS	NO	PERSONAL FOULS	1ST QUARTER	2ND QUARTER	3RD QUARTER	4TH QUARTER	OVERTIME	TOTAL
S. Walker		1	1 2 3 4 5						
A. Wheatcroft		2	1 2 3 4 5						
A. Sidhu		3	X 2 3 4 5	7					
J. Hua		4	1 2 3 4 5						
E. Kriger		5	1 2 3 4 5						
J. Rowe		6	1 2 3 4 5						
S. Mander		7	1 2 3 4 5						
S. Weins		8	1 2 3 4 5						
I. Mellish		9	1 2 3 4 5						
B. Boufford		11	X X X X 5						
J. Vidovic		12	X 3 4 5						
J. Faykosh		14	1 2 3 4 5						
A. Odcom		15	X 4 5						
M. Derkson		20	X 4 5						

REFEREE: Mike [Signature] TIMEKEEPER: _____
 UMPIRE: Ryan [Signature] SCORER: _____

Mark personal fouls and timeout by quarters thus 1st \ 2nd / 3rd X 4th 0 Overtime +
 Score baskets = (2); Fouls not scored = 0; Fouls Scored = X
 * Different colour pens should be used for each half.



15

Basketball Scoresheet

Phone: 604-888-8088
www.basketball.bc.ca

GAME PROVINCIAL TOURNAMENT

DIVISION JUVENILE

PLAYED AT SJS 2

DATE FEB 28 2014

VISITORS <u>ARGYLE</u>	JUMP BALL	<input checked="" type="checkbox"/>	<input checked="" type="checkbox"/>	<input type="checkbox"/>	<input type="checkbox"/>	<input type="checkbox"/>	<input type="checkbox"/>	<input type="checkbox"/>	<input type="checkbox"/>
		<input type="checkbox"/>	<input type="checkbox"/>	<input type="checkbox"/>	<input type="checkbox"/>	<input type="checkbox"/>	<input type="checkbox"/>	<input type="checkbox"/>	<input type="checkbox"/>

PLAYER	POS	NO	PERSONAL FOULS					1ST QUARTER	2ND QUARTER	3RD QUARTER	4TH QUARTER	OVERTIME	TOTAL
* M. YEE		4	1	2	3	4	5	3 ⁰	3 ⁰	0	0		
D. SAHARI		5	1	2	3	4	5	11	7	8	9		
K. JAHST		6	1	2	3	4	5		2				
J. THUR		7	X	2	3	4	5						
* E. ARCHER		9	X	2	3	4	5						
A. BAE		10	X	2	3	4	5	18 ²					
* K. MACKAY		11	X	X	3	4	5						
* E. SEDDON		12	1	2	3	4	5	22					
M. STOKES		13	1	2	3	4	5						
J. BAWA		14	1	2	3	4	5						
* M. NAPIER		15	1	2	3	4	5	2 ⁰					
T. AKPO		23	1	2	3	4	5	8					
			1	2	3	4	5						
Jerry Marsh			1	2	3	4	5						
Leith			1	2	3	4	5						

VISITORS	3	5	7	9	-	-	11	-	-	13	-	-	15	18	20	22	23	-	24	-	-	26	-	27	-	28	31
HOME	-	-	-	-	2	4	-	7	9	11	-	13	14	-	-	-	16	18	19	21	-	23	-	25	-	-	-
	-	37	34	35																							
	20	-	-	-																							

HOME TEAM <u>CHILWICK</u>	1st HALF TIME OUT	1	2	3	4	5	O.T.	1	TEAM FOULS	1st HALF	1	2	3	4	5	2nd HALF	1	2	3	4	5
		2	X	2	3	0		1			1	1	1	1	3		4	5	X	X	X

PLAYER	POS	NO	PERSONAL FOULS					1ST QUARTER	2ND QUARTER	3RD QUARTER	4TH QUARTER	OVERTIME	TOTAL
* L. SANTANGELO		3	1	2	3	4	5	3	5	7	5		
D. BRAUNER		4	1	2	3	4	5	9	5	7	5		
M. GOURLIE		11	1	2	3	4	5						
* B. XIE		13	X	2	3	4	5						
* C. MACKENZIE		14	X	X	3	4	5	2					
D. KELLY		30	1	2	3	4	5						
* P. MIDDLEBURG		33	1	2	3	4	5						
M. PRILL		44	X	2	3	4	5	2					
* R. DIAWAN		45	1	2	3	4	5						
		34	X	X	3	4	5	2	2				
			1	2	3	4	5						
			1	2	3	4	5						
			1	2	3	4	5						
Jason Watson			1	2	3	4	5						
			1	2	3	4	5						

REFEREE: _____
 UMPIRE: _____

TIMEKEEPER: _____
 SCORER: Home/10/p

Mark personal fouls and timeout by quarters thus 1st \ 2nd / 3rd X 4th 0 Overtime +
 Score baskets = (2); Fouls not scored = 0; Fouls Scored = X

* Different colour pens should be used for each half.



Basketball Scoresheet

Phone: 604-888-8088
www.basketball.bc.ca

GAME Game 16

DIVISION Girls

PLAYED AT Steveston-London

VISITORS <u>Kitslano</u>	JUMP BALL				
	<u>H</u>	<u>V</u>	<u>H</u>	<u>V</u>	<u>H</u>

DATE February 28 20 14

PLAYER	POS	NO	PERSONAL FOULS					1ST QUARTER	2ND QUARTER	3RD QUARTER	4TH QUARTER	OVERTIME	TOTAL
<u>A. Lipnitskaya</u>		<u>5</u>	1	2	3	4	5						
<u>M. Smith</u>		<u>6</u>	1	2	3	4	5						
<u>A. Lath</u>		<u>7</u>	1	2	3	4	5						
<u>A. Cook</u>		<u>8</u>	1	2	3	4	5						
<u>N. Spacing</u>		<u>10</u>	1	2	3	4	5						
<u>T. MacRae</u>		<u>11</u>	X	2	3	4	5		<u>00</u>				
<u>C. Burtchett</u>		<u>12</u>	X	X	3	4	5		<u>000X</u>				
<u>R. Aziz</u>		<u>13</u>	1	2	3	4	5						
<u>E. Cochrane</u>		<u>14</u>	1	2	3	4	5				<u>OX</u>		
<u>M. Soper</u>		<u>16</u>	1	2	3	4	5	<u>2</u>	<u>OX</u>	<u>2004</u>	<u>2X02</u>		
<u>A. Fraser</u>		<u>18</u>	1	2	3	4	5					<u>9</u>	
<u>M. McGruder</u>		<u>19</u>	X	2	3	4	5	<u>00</u>	<u>OX</u>	<u>2</u>	<u>7</u>		
<u>P. Struie</u>		<u>24</u>	X	2	3	4	5	<u>2</u>	<u>22</u>	<u>2X</u>	<u>OX</u>	<u>200</u>	
<u>Brian Burtchett</u>			1	2	3	4	5		<u>13</u>		<u>16</u>		
<u>Ben Burtchett</u>			1	2	3	4	5				<u>129</u>		

VISITORS	-	-	-	-	-	-	-	-	2	-	///	-	4	6	7	9	11	-	-	12	-	13	-	///	15	16	-	18	-
HOME	2	4	6	8	10	12	14	-	16	///	18	-	-	-	-	-	20	22	-	24	-	26	///	-	-	28	-	30	
	-	20	-	-	-	-	///	-	22	-	23	25	-	27	28	-	29	///											
	32	-	34	36	37	38	39	41	///	43	45	-	47	-	49	-	///												

HOME TEAM <u>Windsor</u>	1st HALF TIME OUT		2nd HALF TIME OUT		O.T.	1	TEAM FOULS	1st HALF					2nd HALF				
	<u>2</u>	<u>2</u>	<u>1</u>	<u>2</u>				1	2	3	4	5	1	2	3	4	5

PLAYER	POS	NO	PERSONAL FOULS					1ST QUARTER	2ND QUARTER	3RD QUARTER	4TH QUARTER	OVERTIME	TOTAL
<u>P. Lehto</u>		<u>1</u>	1	2	3	4	5	<u>2</u>	<u>2</u>	<u>OX</u>	<u>X0</u>		
<u>O. Dupasquier</u>		<u>5</u>	1	2	3	4	5						
<u>P. Jungaro</u>		<u>6</u>	1	2	3	4	5						
<u>M. Furstenwald</u>		<u>9</u>	1	2	3	4	5				<u>2</u>		
<u>M. Earlard</u>		<u>10</u>	1	2	3	4	5						
<u>D. Wood</u>		<u>11</u>	X	2	3	4	5	<u>2</u>	<u>222</u>	<u>2</u>			
<u>M. Legendt</u>		<u>12</u>	X	2	3	4	5	<u>22222</u>	<u>2</u>	<u>22X</u>	<u>2</u>		
<u>R. Pearson</u>		<u>14</u>	1	2	3	4	5			<u>24</u>			
<u>M. Janzen</u>		<u>15</u>	X	2	3	4	5	<u>2</u>		<u>2</u>	<u>8</u>		
<u>J. Yamamoto</u>		<u>21</u>	X	2	3	4	5	<u>16</u>	<u>10</u>	<u>15</u>			
<u>E. Dahl-Sam</u>		<u>22</u>	1	2	3	4	5		<u>26</u>		<u>25</u>		
<u>James Lehto</u>			1	2	3	4	5						
			1	2	3	4	5						
			1	2	3	4	5				<u>49</u>		

REFEREE: G. Ruppert
UMPIRE: J. Hu

TIMEKEEPER: _____
SCORER: _____

Mark personal fouls and timeout by quarters thus 1st \ 2nd / 3rd X 4th 0 Overtime +
Score baskets = (2); Fouls not scored = 0; Fouls Scored = X
* Different colour pens should be used for each half.



Basketball Scoresheet

Phone: 604-888-8088
www.basketball.bc.ca

GAME Gr 9 girls Provincials 17

DIVISION Juvenile

PLAYED AT SCSS

(1)

VISITORS Cambie

JUMP BALL

✓	✓	✓	✓	✓	✓	✓	✓
✓	✓	✓	✓	✓	✓	✓	✓

DATE Feb 28 20 14

PLAYER	POS	NO	PERSONAL FOULS	1ST QUARTER	2ND QUARTER	3RD QUARTER	4TH QUARTER	OVERTIME	TOTAL
Christina Vargas		4	1 2 3 4 5				2		
Desiree De Castro		5	1 2 3 4 5						
* Ira Jimenez		6	1 2 3 4 5	22		22			
Angsha Hamidat		7	1 2 3 4 5	2					
* Vanessa E. Pankhurst		8	1 2 3 4 5		22	22	(4)		
Erica Lyn		9	1 2 3 4 5	(12)	2				
* Sara Bagg		10	1 2 3 4 5	2		22			
* Stephanie Wu		12	1 2 3 4 5		(8)				
Komalpreet Nahal		13	1 2 3 4 5						
Marreet Randhawa		14	1 2 3 4 5				(21)		
Lynay Lebrank		21	1 2 3 4 5						
* Daljit Anja		22	1 2 3 4 5	228		22	2		
			1 2 3 4 5						
Selina Grewal			1 2 3 4 5		(20)				
			1 2 3 4 5				(41)		

VISITORS	2	4	6	8	10	12	14	16	18	19	20	22	24	26	28	30	32
HOME	2	4	6	8	10	12	14	16	18	19	20	22	24	26	28	30	32
	34	36	37	39	41												
	25	27		29	31	33	34										

HOME TEAM Windmere

1st HALF TIME OUT	1	2	2nd HALF TIME OUT	1	2	3	O.T.	1	TEAM FOULS	1st HALF	1	2	3	4	5	2nd HALF	1	2	3	4	5	TOTAL	1	2	3	4	5
-------------------	---	---	-------------------	---	---	---	------	---	------------	----------	---	---	---	---	---	----------	---	---	---	---	---	-------	---	---	---	---	---

PLAYER	POS	NO	PERSONAL FOULS	1ST QUARTER	2ND QUARTER	3RD QUARTER	4TH QUARTER	OVERTIME	TOTAL
Jessica Lato		4	1 2 3 4 5						
* Wendy Nguyen		5	1 2 3 4 5						
Jewel Dimaquian		6	1 2 3 4 5	(6)					
Kate Pergason		8	1 2 3 4 5		222				
Stephanie Chan		10	1 2 3 4 5						
Teresa Pang		11	1 2 3 4 5		2	222	28		
* Carmen Chen		12	1 2 3 4 5						
* Shaelyn Northgaves		14	1 2 3 4 5		(11)				
* Leah Atienza		15	1 2 3 4 5	2					
Jasmine Donn		17	1 2 3 4 5	(17)					
* Asra Przyborowska		22	1 2 3 4 5						
Gabriella Ramirez		23	1 2 3 4 5	22		22	8		
Emma Jackson		31	1 2 3 4 5						
JJinglis		13	1 2 3 4 5						
			1 2 3 4 5						

REFEREE: Teresa Peggy TIMEKEEPER: _____

UMPIRE: _____ SCORER: _____

Mark personal fouls and timeout by quarters thus 1st \ 2nd / 3rd X 4th 0 Overtime +
Score baskets = (2); Fouls not scored = 0; Fouls Scored = ⊗
* Different colour pens should be used for each half.



18

Basketball Scoresheet

Phone: 604-888-8088
www.basketball.bc.ca

GAME Gr 9 girls provincials

DIVISION Juvenile

PLAYED AT SCSS

VISITORS Chilliwook JUMP BALL DATE Feb 28 20 14

PLAYER	POS	NO	PERSONAL FOULS	1ST QUARTER	2ND QUARTER	3RD QUARTER	4TH QUARTER	OVERTIME	TOTAL
* Lauren Sambagato		3	0 0 4 5		2 2 8 2	2 2 2 2	2		
Desirae Beaulieu		4	1 2 3 4 5	(10)	2				
Marin Gourlip		11	1 2 3 4 5		(10)	2 2			
* Bonnie Xie		13	1 2 3 4 5				(4)		
* Charlotte Mackenzie		14	1 2 3 4 5				2		
Darlene Ellis		30	1 2 3 4 5			(14)			
* Petra Mideberg		33	1 2 3 4 5	2 2 2 2	8 1	8			
Melissa Frail		44	1 2 3 4 5						
* Ragner Dhanan		45	1 2 3 4 5			2 2	8		
		34	1 2 3 4 5		(20)				
			1 2 3 4 5						
			1 2 3 4 5						
			1 2 3 4 5						
Jason Watson			1 2 3 4 5			(38)			
			1 2 3 4 5						

VISITORS	2	4	6	8	10	12	14	15	16	18	20	22	24	26	28	30	32	34	36		
HOME					1				3	5			7	9	10	11		13	15	17	19

HOME TEAM	1st HALF TIME OUT	1	2	2nd HALF TIME OUT	1	2	3	O.T.	1	TEAM FOULS	1st HALF	2	3	4	5	2nd HALF	1	2	3	4	5
Queen of Angels	2			0																	

PLAYER	POS	NO	PERSONAL FOULS	1ST QUARTER	2ND QUARTER	3RD QUARTER	4TH QUARTER	OVERTIME	TOTAL
* Clarisse Owen		3	1 2 3 4 5						
Taylor Browner		4	1 2 3 4 5						
* Macken de Cleaus		7	1 2 3 4 5	(1)	(4)	2 2 2 2	(14)		
* Miralza Cardin		8	1 2 3 4 5				8		
Sarah Haley		10	1 2 3 4 5			(10)			
Samara Slooten-RW		10	1 2 3 4 5						
Drew Hobday		21	1 2 3 4 5	8					
Madira Mahan		22	1 2 3 4 5			3 2 2	2 8		
* Isabelle Spiess		23	1 2 3 4 5				2 2 2 2		
* Joelle Antufreff		27	1 2 3 4 5	8	(5)		8 1		
			1 2 3 4 5						
			1 2 3 4 5				2 4		
			1 2 3 4 5						
			1 2 3 4 5						

REFEREE: _____ TIMEKEEPER: _____
UMPIRE: Terrance Desjardins SCORER: _____

Mark personal fouls and timeout by quarters thus 1st \ 2nd / 3rd X 4th 0 Overtime +
Score baskets = (2); Fouls not scored = 0; Fouls Scored = X
* Different colour pens should be used for each half.



Basketball Scoresheet

Phone: 604-888-8088
www.basketball.bc.ca

GAME 279 19

DIVISION Juvénile

PLAYED AT 12:30

VISITORS
VEDDER MIDDLE

JUMP BALL
X X X X X X
X X X X X X

DATE Feb. 28 20 14

PLAYER	POS	NO	PERSONAL FOULS	1ST QUARTER	2ND QUARTER	3RD QUARTER	4TH QUARTER	OVERTIME	TOTAL
J. VICTOR		4	1 2 3 4 5			8 2			
N. BRAUN		7	1 2 3 4 5						
S. ROY		8	1 2 3 4 5			2	8 8		
C. RODGERS		9	2 3 4 5						
R. MACDONALD		10	1 2 3 4 5		2		2		
C. TOOP		11	2 3 4 5		2				
M. LEJEUNE		15	2 3 4 5	2 (3)	2 (4)	2 8	2 2 2		
K. RODGER		20	2 3 4 5	(3)	(4)	8 8	(9)		
M. CONSTAMAGINA GROBIEP		22	1 2 3 4 5						
H. TONSAKER		23	1 2 3 4 5		2				
GRAHAM RODGER			1 2 3 4 5			10			
			1 2 3 4 5						
			1 2 3 4 5			20			29
			1 2 3 4 5						

VISITORS	2	-	3		-	-	5	-	-	7	-	9		10	12	-	14	-	15	16	18	-	20	-	22
HOME	-	2	-	4	6	8	-	10	12	14	-	16	-	-	-	18	-	19	-	-	-	21	-	23	-
24	-	-	-	25	-	-	27	-	29	-															
-	25	27	28	-	29	31	-	32	-	33															

HOME TEAM
HERITAGE WOODS

1st HALF TIME OUT: 1 2 3
2nd HALF TIME OUT: 0 2 3
O.T.: 1
TEAM FOULS: 1st HALF: 1 2 3 4 5 2nd HALF: 1 2 3 4 5

PLAYER	POS	NO	PERSONAL FOULS	1ST QUARTER	2ND QUARTER	3RD QUARTER	4TH QUARTER	OVERTIME	TOTAL
M. SOENLE		3	1 2 3 4 5				8		
A. OU		5	2 3 4 5		2				
M. THUG		6 7	1 2 3 4 5						
K. TEVES		7 8	2 3 4 5			2			
G. ANDERSON		8 9	1 2 3 4 5		2 2 2	2	2 8 2 8		
S. KREUTZMAYER-BENNETT		9 10	1 2 3 4 5	2					
R. ALLAMGH		10 11	2 3 4 5			5			
R. CHENK		11 12	1 2 3 4 5	2			2 2		
L. POLKADAC		12 13	1 2 3 4 5		2		(12)		
M. PFOH		13 14	2 3 4 5						
M. LISKI		14	1 2 3 4 5	8	2 2	8 8	8		
Rog. Jchal			1 2 3 4 5			21			33
			1 2 3 4 5						
			1 2 3 4 5						

REFEREE: [Signature]

TIMEKEEPER: J. SIE

UMPIRE: [Signature]

SCORER: Kim Tam

Mark personal fouls and timeout by quarters thus 1st \ 2nd / 3rd X 4th 0 Overtime +
Score baskets = (2); Fouls not scored = 0; Fouls Scored = X

* Different colour pens should be used for each half.



Basketball Scoresheet

Phone: 604-888-8088
www.basketball.bc.ca

GAME 70

DIVISION JUVENILE

PLAYED AT 200 pm

VISITORS
KITSILANO

JUMP BALL	X	X	X	X	X
	X	X	X	X	X

DATE FEB 28 20 14

PLAYER	POS	NO	PERSONAL FOULS	1ST QUARTER	2ND QUARTER	3RD QUARTER	4TH QUARTER	OVERTIME	TOTAL
A. LIPNITSKAYA		3	1 2 3 4 5						
M. SMITH		6	1 2 3 4 5						
A. LATH		7	1 2 3 4 5						
A. COOK		8	1 2 3 4 5						
N. SKAINGO		10	1 2 3 4 5						
T. MCRAE		11	2 3 4 5	2	8	9	8		
C. BURTCHETT		12	X X 3 4 5	8	8	8	8		
R. AZIZ		13	1 2 3 4 5						
E. COLAR		14	X 3 4 5	2	2		12		
M. SUPER		16	1 2 3 4 5	2		2			
A. FRASS		18	1 2 3 4 5						
N. MCGRUGER		19	X 3 4 5		8	2	2		
D. STRULC		24	X 3 4 5	2	2	2	2		
Brian Burtchett			1 2 3 4 5						
<u>3</u>			1 2 3 4 5						

VISITORS	-	2	3	-	5	-	6	7	9	-	-	11	-	13	-	15	16	17	-	19	-	20	-	21	-	23	24
HOME	2	-	-	4	-	6	-	-	8	10	-	12	-	14	-	-	16	-	18	19	-	21	-	23	-	-	-

HOME TEAM	1st HALF TIME OUT	1/2	2nd HALF TIME OUT	X 2 3	O.T.	1	TEAM FOULS	1st HALF	2 3 4 5	2nd HALF	X X X X X	O 2 3 4 5
<u>SEYCOVE</u>	1/2		0 3 3	0 3 3	1	1			1 1 1 1		X X X X X	0 2 3 4 5

PLAYER	POS	NO	PERSONAL FOULS	1ST QUARTER	2ND QUARTER	3RD QUARTER	4TH QUARTER	OVERTIME	TOTAL
D. SHIRIFF		1	1 2 3 4 5						
C. ARRIGUO		2	1 2 3 4 5	2		3			
K. KERR		3	1 2 3 4 5						
A. JEFFERSON		4	1 2 3 4 5						
A. ANDERSON		5	X X X X 5						
A. DULONG		6	1 2 3 4 5						
K. SANDRIN		8	1 2 3 4 5						
L. HERRON		9	1 2 3 4 5						
S. SNEEDSTAD Sarah Lynn		10	1 2 3 4 5						
M. BECKETT		11	1 2 3 4 5						
S. LAUBE		12	1 2 3 4 5	2	2	2	2		
NHYTE		13	1 2 3 4 5						
N. BRADSHAW		14	1 2 3 4 5						
A.J. FISHER		15	1 2 3 4 5						
A. BRADSHAW		20	1 2 3 4 5	2	2	2	2		
M. HARMON		21	1 2 3 4 5						

REFEREE: _____

TIMEKEEPER: _____

UMPIRE: _____

SCORER: _____

Mark personal fouls and timeout by quarters thus 1st \ 2nd / 3rd X 4th 0 Overtime +
Score baskets = (2); Fouls not scored = 0; Fouls Scored = X

* Different colour pens should be used for each half.



Basketball Scoresheet

Phone: 604-888-8088
www.basketball.bc.ca

GAME Game 21

DIVISION Grade 9 Girls

PLAYED AT Steveston-London

DATE February 28 20 14

VISITORS <u>Riverside</u>	JUMP BALL	H	V	H	V	H	V	H	V

PLAYER	POS	NO	PERSONAL FOULS	1ST QUARTER	2ND QUARTER	3RD QUARTER	4TH QUARTER	OVERTIME	TOTAL
a. SPARVIER		4	X 2 3 4 5		2				
a. DURAND		5	X 2 3 4 5	32	2	3			
a. MA		6	X 2 3 4 5						
K. WADE		7	X 2 3 4 5	00		2			
e. VAN DER MARK		8	1 2 3 4 5				2		
D. WILLETT		10	2 3 4 5	XOXO2	2222	00	2XX		
L. VAN-MARTIN		11	1 2 3 4 5	2	22		OX		
D. LAWSON		12	2 3 4 5			(5)	(7)		
a. WONG		13	1 2 3 4 5		(16)				
H. MENARD		15	X 2 3 4 5	2	(13)		12		
			1 2 3 4 5		29				
			1 2 3 4 5						
			1 2 3 4 5						
			1 2 3 4 5						

VISITORS	2	3	-	6	-	7	-	-	-	9	-	-	11	-	-	13	-	-	15	-	-	17	19	-	21	23	-	
HOME	-	-	2	-	4	-	6	7	8	10	-	12	14	-	15	16	-	18	19	-	21	23	-	25	-	27	-	
	25	-	27	-	29	-	-	-	-	32	-	34	-	-	35	-	-	37	38	39	41	-	-	-	-	-	-	
	-	29	-	31	-	33	35	37	39	41	43	-	44	-	45	46	-	47	48	50	-	-	-	52	54	56	58	60

HOME TEAM <u>Steveston-London</u>	1st HALF TIME OUT	2	2nd HALF TIME OUT	1 2 3	O.T.	1	TEAM FOULS	1st HALF	2 3 4 5	2nd HALF	1 2 3 4 5	1 2 3 4 5	1 2 3 4 5
--------------------------------------	-------------------	---	-------------------	-------	------	---	------------	----------	---------	----------	-----------	-----------	-----------

PLAYER	POS	NO	PERSONAL FOULS	1ST QUARTER	2ND QUARTER	3RD QUARTER	4TH QUARTER	OVERTIME	TOTAL
H. TAKASAKI		4	1 2 3 4 5		2		2		
M. CHEN		5	1 2 3 4 5	20X					
V. MALONDA		7	1 2 3 4 5						
N. CANAVE		9	1 2 3 4 5	2XO22	22222	200XO	XX222202		
A. CHAN		10	1 2 3 4 5						
D. STEELE		11	1 2 3 4 5						
J. BILAYA		13	1 2 3 4 5						
N. CLAYPACK		14	1 2 3 4 5						
M. SHERRETT		15	1 2 3 4 5						
M. CAMPBELL		18	X 2 3 4 5	202X	(16)	222			
T. TAKASAKI		25	1 2 3 4 5						
E. MALIXI		26	1 2 3 4 5	XX		OXOX	00 (17)		
I. WARSAME		28	1 2 3 4 5	(19)	2	(11)	(17)		
K. KURAMOTO		29	1 2 3 4 5						
C. WONG		33	1 2 3 4 5		35		25		

REFEREE: Daysherron Ross / SIKU TIMEKEEPER: 60
 UMPIRE: _____ SCORER: _____

Mark personal fouls and timeout by quarters thus 1st \ 2nd / 3rd X 4th 0 Overtime +
 Score baskets = (2); Fouls not scored = 0; Fouls Scored = X
 * Different colour pens should be used for each half.



Basketball Scoresheet

Phone: 604-888-8088
www.basketball.bc.ca

GAME Game 22

DIVISION Grade 9 Girls

PLAYED AT Steveston-London

VISITORS
Winston Churchill

JUMP BALL
V H V H V H V H V

DATE February 28 20 14

PLAYER	POS	NO	PERSONAL FOULS	1ST QUARTER	2ND QUARTER	3RD QUARTER	4TH QUARTER	OVERTIME	TOTAL
* e. oprong		4	/ 2 3	2					
** m. chan		6	X 3 4 5		2	2			
** T. Roe		8	X 2 3 4 5						
T. SER		10	1 2 3 4 5						
D. FERRER		12	1 2 3 4 5						
m. lei.		14	1 2 3 4 5			2			
B. CHOUER		16	V 7 X 4 5						
m. macleay		20	1 2 3 4 5						
* S. KUMAR		22	1 2 3 4 5 2				2		
* C. DHANDA		30	/ 2 3 4 5 2		22		22		
M. BALSHAW		32	/ 2 3 4 5	6	6		6		
			1 2 3 4 5						
Tasha Lorenzen			1 2 3 4 5		12				
Tasha 2-E			1 2 3 4 5						
			1 2 3 4 5						

VISITORS	2	-	4	-	6	-	-	-	-	-	-	-	-	-	-	-	-	-							
HOME	-	1	-	2	-	4	5	6	8	10	12	14	16	-	-	18	19	21	23	-	25	26	28	30	
16	18	20	-	-	-																				
			-	-	-																				
			-	-	-	31	32	34	35																

HOME TEAM Argyle

1st HALF TIME OUT: 1, 2 | 2nd HALF TIME OUT: 1, 2 | O.T.: 1 | TEAM FOULS: 1 | 1st HALF: 1, 2, 3, 4, 5 | 2nd HALF: 1, 2, 3, 4, 5

PLAYER	POS	NO	PERSONAL FOULS	1ST QUARTER	2ND QUARTER	3RD QUARTER	4TH QUARTER	OVERTIME	TOTAL
* m. yee		4	/ X 3 4 5	2		2	X X X 0		
D. SARARI		5	1 2 3 4 5						
K. JOHST		6	X 2 3 4 5						
J. THUR		7	1 2 3 4 5						
* e. ARCHER		9	1 2 3 4 5	22	2				
a. BAE		10	1 2 3 4 5						
* K. MACKAY		11	1 2 3 4 5	2					
* e. SEDDON		12	V X 3 4 5			2			
M. STOKES		13	1 2 3 4 5						
J. BAWA		14	1 2 3 4 5			4	2		
* M. NAPIER		15	1 2 3 4 5	X X X 2	2 X X		X X 22		
T. OKPO		23	1 2 3 4 5	14	5		2		
			1 2 3 4 5						
Jen Marsh			1 2 3 4 5		19		16		
			1 2 3 4 5						

REFEREE: _____ TIMEKEEPER: 35

UMPIRE: _____ SCORER: _____

Mark personal fouls and timeout by quarters thus 1st \ 2nd / 3rd X 4th 0 Overtime +
 Score baskets = (2); Fouls not scored = 0; Fouls Scored = X
 * Different colour pens should be used for each half.



Basketball Scoresheet

Phone: 604-888-8088
www.basketball.bc.ca

GAME 23

DIVISION Juvenile

PLAYED AT 1230 PM HU CAMBLE.

DATE Feb 28 20 14

VISITORS OKANAGAN MISSION	JUMP BALL				
	X	X	X	X	X

PLAYER	POS	NO	PERSONAL FOULS	1ST QUARTER	2ND QUARTER	3RD QUARTER	4TH QUARTER	OVERTIME	TOTAL
H. Walline		5	1 2 3 4 5			32			
H. Tomlin		6	X 2 3 4 5	7	6				
J. Gargaro		7	X 3 4 5			5			
T. Anderson		8	1 2 3 4 5						
E. Wicklund		9	X 2 3 4 5				38		
M. Eit		10	X 2 3 4 5						
J. Bortolan		11	1 2 3 4 5						
H. Frame		12	1 2 3 4 5						
D. Mahmi		14	X X 4 5						
K. Gaspari		15	1 2 3 4 5	22 0	22				
K. Belanger		21	1 2 3 4 5			18			
			1 2 3 4 5						
<i>[Signature]</i>			1 2 3 4 5						
Stew Walline			1 2 3 4 5				29		

VISITORS	-	2	-	4	-	-	6	-	-	-	7	-	9	-	10	11	13	-	-	-	-	-	-			
HOME	2	-	3	-	6	8	-	10	12	14	15	-	18	-	20	-	-	22	23	-	26	28	30	32	35	37
	-	-	16	18	-	-	19	21	-	23	26	-	28	-	29	-										
	38	40	-	-	43	46	48	-	50	-	52	55	-	56	58	-	61									

HOME TEAM KLO	1st HALF TIME OUT	2	2nd HALF TIME OUT	X 2 3	O.T.	1	TEAM FOULS	1st HALF	2	3	4	5	2nd HALF	X	X	X	X	X	X	X	X	X	X	X	X	X
-------------------------	-------------------	---	-------------------	-------	------	---	------------	----------	---	---	---	---	----------	---	---	---	---	---	---	---	---	---	---	---	---	---

PLAYER	POS	NO	PERSONAL FOULS	1ST QUARTER	2ND QUARTER	3RD QUARTER	4TH QUARTER	OVERTIME	TOTAL
A. Corrado		4	X 3 4 5	2 3 2 2 3	3	23	3		
S. Burke		5	X 2 3 4 5						
G. Craddock		6	1 2 3 4 5	18	5	17	21		
E. Rogers		7	1 2 3 4 5						
J. Filipiak		8	X 2 3 4 5						
C. Donaldson		9	X 2 3 4 5	22 0		23 2 2	3 2		
D. Lee		10	X 2 3 4 5						
M. Fink		22	X 2 3 4 5				2		
C. Miller		14	X 2 3 4 5						
J. Watts		15	1 2 3 4 5						
M. Dickie		20	X 2 3 4 5						
J. Reid		21	1 2 3 4 5		2	40	2 0		
			2 3 4 5						
<i>[Signature]</i>			1 2 3 4 5						
SAY CORRADO			1 2 3 4 5						

REFEREE: A. JOHNSON TIMEKEEPER: _____
 UMPIRE: _____ SCORER: _____

Mark personal fouls and timeout by quarters thus 1st \ 2nd / 3rd X 4th 0 Overtime +
 Score baskets = (2); Fouls not scored = 0; Fouls Scored = X
 * Different colour pens should be used for each half.



Basketball Scoresheet

Phone: 604-888-8088
www.basketball.bc.ca

W

GAME 24

DIVISION Juvenile

PLAYED AT 2:00PM HJ CAMBLE

DATE Feb. 28 20 14

VISITORS WINDSOR

JUMP BALL

X	X	X	X				
X	X	X	X				

PLAYER	POS	NO	PERSONAL FOULS	1ST QUARTER	2ND QUARTER	3RD QUARTER	4TH QUARTER	OVERTIME	TOTAL
P. Lehto		1	1 2 3 4 5	2			2		
D. Dupasquier		5	1 2 3 4 5	8	3	8			
P. Jungar		6	1 2 3 4 5						
M. Furstenwald		9	1 2 3 4 5						
M. Garland		10	1 2 3 4 5						
D. Wood		11	1 2 3 4 5		0		22		
M. Legault		12	1 2 3 4 5	22			0 1 0		
B. Pearson		14	1 2 3 4 5						
M. Janzen		15	1 2 3 4 5		2	11			
J. Yamamoto		21	1 2 3 4 5						
E. Dahl-Sam		22	1 2 3 4 5						
James LEGAULT			1 2 3 4 5						
			1 2 3 4 5						
			1 2 3 4 5						

VISITORS	-	2	4	-	6	8	10	11	-	-	13	-	-	15	17	19	21	22	24	26	28	29
HOME	2	-	-	4	6	-	-	-	7	9	-	11	-	13	15	17	-	-	-	-	-	-

HOME TEAM LORD TWEEDSMUIR

1st HALF TIME OUT

2nd HALF TIME OUT

O.T.

TEAM FOULS

1st HALF

2nd HALF

PLAYER	POS	NO	PERSONAL FOULS	1ST QUARTER	2ND QUARTER	3RD QUARTER	4TH QUARTER	OVERTIME	TOTAL
S. Walker		1	1 2 3 4 5						
A. Wheatcroft		2	1 2 3 4 5						
H. Sidhu		3	1 2 3 4 5	6	3	8			
J. Hua		4	1 2 3 4 5						
E. Kriger		5	1 2 3 4 5						
S. Rowe		6	1 2 3 4 5						
S. Mander		7	1 2 3 4 5						
S. Weins		8	1 2 3 4 5						
I. Mellish		9	1 2 3 4 5						
B. Boufford		11	1 2 3 4 5						
J. Vidovic		12	1 2 3 4 5	22					
J. Faykosh		14	1 2 3 4 5						
A. Odcom		15	1 2 3 4 5	28	8				
M. Berkson		20	1 2 3 4 5						

REFEREE: _____

TIMEKEEPER: _____

UMPIRE: Austin Joste

SCORER: _____

Mark personal fouls and timeout by quarters thus 1st \ 2nd / 3rd X 4th 0 Overtime +
Score baskets = (2); Fouls not scored = 0; Fouls Scored = ⊗

* Different colour pens should be used for each half.



Basketball Scoresheet

Phone: 604-888-8088
www.basketball.bc.ca

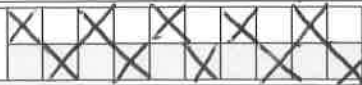
GAME 25

DIVISION Juvenile

PLAYED AT 9:00AM HJ Centre

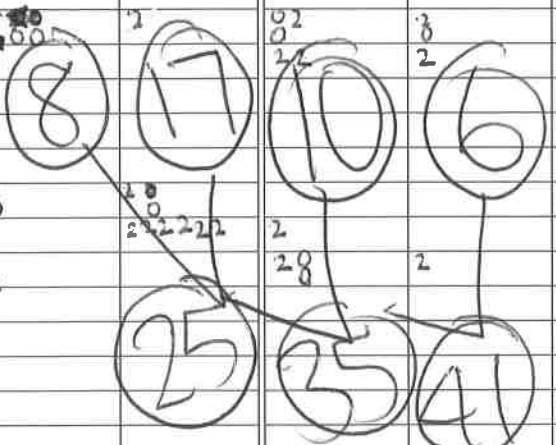
VISITORS
QUEEN OF ANGELS

JUMP BALL



DATE Mar: 1 20 14

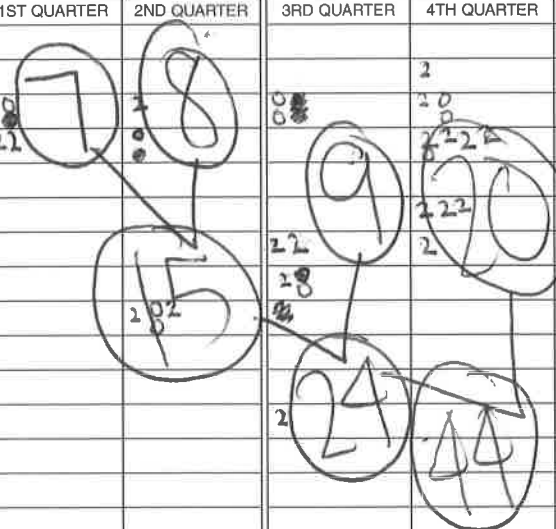
PLAYER	POS	NO	PERSONAL FOULS	1ST QUARTER	2ND QUARTER	3RD QUARTER	4TH QUARTER	OVERTIME	TOTAL
* C. Owen		3	1 2 3 4 5						
T. Brower		4	1 2 3 4 5						
* M. Cleaves		7	1 2 3 4 5						
* M. Cardin		8	1 2 3 4 5						
S. Hally		10	1 2 3 4 5						
S. Staden-Dew		19	1 2 3 4 5						
D. Hobday		21	1 2 3 4 5						
M. Mahan		22	1 2 3 4 5						
* I. Spiess		23	1 2 3 4 5						
* J. Antufeaff		27	1 2 3 4 5						
			1 2 3 4 5						
			1 2 3 4 5						
			1 2 3 4 5						
Marly Cardin			1 2 3 4 5						
* Ciaran McLaverty		1	1 2 3 4 5						



VISITORS	1	2	3	4	5	7	8	-	-	-	10	12	14	16	18	19	21	23	25	-	-	-	-	-
HOME	-	2	-	4	-	-	-	6	7	-	9	-	-	-	-	-	-	-	-	10	11	13	15	17
	-	27	29	-	31	-	33	-	35	-	37	-	-	39	-	-	-	-	-	41				
	19	-	-	21	-	23	-	24	-	26	-	28	30	-	32	34	36	38	40	42	44	-		

HOME TEAM WINDERMERE	1st HALF TIME OUT	2nd HALF TIME OUT	O.T.	TEAM FOULS	1st HALF	2nd HALF	1 2 3 4 5	1 2 3 4 5
--------------------------------	-------------------	-------------------	------	------------	----------	----------	-----------	-----------

PLAYER	POS	NO	PERSONAL FOULS	1ST QUARTER	2ND QUARTER	3RD QUARTER	4TH QUARTER	OVERTIME	TOTAL
J. Cato		4	1 2 3 4 5						
W. Nguyen		5	1 2 3 4 5						
* V. Dimahuya		6	1 2 3 4 5						
* K. Ferrasson		8	1 2 3 4 5						
S. Chan		10	1 2 3 4 5						
T. Yang		11	1 2 3 4 5						
C. Znerd		12	1 2 3 4 5						
* J. Doan		13	1 2 3 4 5						
* S. Northgraves		14	1 2 3 4 5						
J. Atienza		15	1 2 3 4 5						
A. Przybrowska		22	1 2 3 4 5						
* G. Ramirez		23	1 2 3 4 5						
			1 2 3 4 5						
			1 2 3 4 5						
			1 2 3 4 5						



REFEREE: [Signature]

TIMEKEEPER: _____

UMPIRE: [Signature]

SCORER: _____

Mark personal fouls and timeout by quarters thus 1st \ 2nd / 3rd X 4th 0 Overtime +
Score baskets = (2); Fouls not scored = 0; Fouls Scored = X
* Different colour pens should be used for each half.



Basketball Scoresheet

Phone: 604-888-8088
www.basketball.bc.ca

GAME ~~26~~ 26

DIVISION Juvenile

PLAYED AT 10:30 HJ CAMBLE.

VISITORS CHILLWACK

JUMP BALL

DATE MARCH 1 20 14

PLAYER	POS	NO	PERSONAL FOULS	1ST QUARTER	2ND QUARTER	3RD QUARTER	4TH QUARTER	OVERTIME	TOTAL
* L. Santangelo		3	X 2 7 4 5	2			0 0		
D. Beaulieu		4	X 3 4 5	9	7				
M. Gourlie		11	1 2 3 4 5			3	6		
* B. Xie		13	X 3 4 5						
* C. Mackenzie		14	X 3 4 5						
D. Kelly		30	1 2 3 4 5						
M. Frait		44	X 2 3 4 5						
* R. Phawan		45	1 2 3 4 5		2 2				
* P. Middleburg		33	X 2 3 4 5	2 2	2 2				
K. Stuart		34	X 2 3 4 5						
			1 2 3 4 5						
			1 2 3 4 5						
			1 2 3 4 5						
			1 2 3 4 5						
Jason Wotzer			1 2 3 4 5						

VISITORS	2	3	5	7	-	9	-	10	11	13	-	14	16	17	-	-	-	-	19	21	22	-
HOME	-	-	-	-	1	3	-	-	-	4	5	-	-	6	8	10	12	14	15	-	-	16
	-	-	-	23	-	25																
	17	18	20	-	24	-																

HOME TEAM HJ CAMBLE

1st HALF TIME OUT:

2nd HALF TIME OUT:

O.T. 1

TEAM FOULS 1st HALF:

2nd HALF:

PLAYER	POS	NO	PERSONAL FOULS	1ST QUARTER	2ND QUARTER	3RD QUARTER	4TH QUARTER	OVERTIME	TOTAL
C. Yanguas		4	1 2 3 4 5						
D. De Castro		5	1 2 3 4 5						
I. Jimenez *		6	X 1 3 4 5	3	2				
A. Hamidat		7	1 2 3 4 5						
* V. Emracen-Pankhurst		8	X 1 4 5						
E. Lyn		9	1 2 3 4 5						
J. Bagga *		10	X 3 4 5						
J. Wu		12	X 3 4 5						
K. Nahal *		13	X 3 4 5						
M. Ranshawa		14	1 2 3 4 5						
L. Cobarrubia		21	1 2 3 4 5						
D. Avjla *		22	X 1 4 5						
			1 2 3 4 5						
			1 2 3 4 5						
			1 2 3 4 5						
			1 2 3 4 5						
gina			1 2 3 4 5						

REFEREE: A. [Signature]

UMPIRE: [Signature]

TIMEKEEPER: _____

SCORER: _____

Mark personal fouls and timeout by quarters thus 1st \ 2nd / 3rd X 4th 0 Overtime +
Score baskets = (2); Fouls not scored = 0; Fouls Scored = X
* Different colour pens should be used for each half.



Basketball Scoresheet

Phone: 604-888-8088
www.basketball.bc.ca

GAME 27

DIVISION Juvenile

PLAYED AT 12:00 HJ CAMBLE

~~Visitors~~ Home
RIVERSIDE

JUMP BALL

X	X	X	X	X	X	X	X	X	X
X	X	X	X	X	X	X	X	X	X

DATE March 1 20 14

PLAYER	POS	NO	PERSONAL FOULS	1ST QUARTER	2ND QUARTER	3RD QUARTER	4TH QUARTER	OVERTIME	TOTAL
A. Sparker		4	1 2 3 4 5			2			
A. Brand		5	X X X 4 5	2 0 0	2 0	3 0 3	0		
A. Ma		6	1 2 3 4 5						
K. Wade		7	X X 3 4 5				2 2 0		
E. van der Mark		8	1 2 3 4 5						
O. Willet		10	1 2 3 4 5	8 0 2			2 2 1		
L. Van Martin		11	1 2 3 4 5						
O. Dawson		12	1 2 3 4 5						
A. Wang		13	1 2 3 4 5				2 2 1		
H. Menard		15	X X X 5 2						
Brandtsma			1 2 3 4 5						
Brandtsma			1 2 3 4 5						
Brandtsma			1 2 3 4 5						
Brandtsma			1 2 3 4 5						

HOME	2	-	3	5	-	-	6	-	7	-	9	11	-	13	-	15	16	-	17	-	20	-	23	25
VISITORS	-	2	-	-	4	6	-	8	10	-	12	-	14	-	16	18	-	-	20	-	21	-	23	-
	-	-	27	-	29	-	-	31	-	-	33	35	-	37	-	-	39	-	-	40	41			
	25	27	-	29	-	30	31	-	33	35	-	37	-	39	40	-	42	43	-					

~~Home~~ Visitors
CHURCHILL

1st HALF TIME OUT: 2 | 2nd HALF TIME OUT: 1 2 3 | O.T.: 1 | TEAM FOULS: 1 | 1st HALF: | 2nd HALF: |

PLAYER	POS	NO	PERSONAL FOULS	1ST QUARTER	2ND QUARTER	3RD QUARTER	4TH QUARTER	OVERTIME	TOTAL
E. Dopping		4	X 3 4 5			0 0	0		
M. Chan		6	1 2 3 4 5						
T. Rae		8	1 2 3 4 5						
T. Ser		10	1 2 3 4 5						
D. Ferrer		12	X 4 5						
M. Lei		14	1 2 3 4 5						
B. Choquer		16	X 3 4 5 2						
M. MacLeay		20	1 2 3 4 5						
S. Kumar		22	1 2 3 4 5						
C. Dhanda		30	X X X 5 2 2 2						
M. Balshaw		32	X X X 4 5 2 2						
Tasha Lorenzen			1 2 3 4 5						
TASPAE			1 2 3 4 5						

REFEREE: [Signature]

TIMEKEEPER: _____

UMPIRE: A. [Signature]

SCORER: _____

Mark personal fouls and timeout by quarters thus 1st \ 2nd / 3rd X 4th 0 Overtime +
Score baskets = (2); Fouls not scored = 0; Fouls Scored = X

* Different colour pens should be used for each half.



Basketball Scoresheet

Phone: 604-888-8088
www.basketball.bc.ca

GAME 28 DIVISION JUVENILE PLAYED AT 9:00 am

VISITORS ARGYLE PIPERS JUMP BALL DATE MARCH 1 20 14

PLAYER	POS	NO	PERSONAL FOULS	1ST QUARTER	2ND QUARTER	3RD QUARTER	4TH QUARTER	OVERTIME	TOTAL
* M. YEE		4	1 2 3 4 5						
D. SAFARI		5	1 2 3 4 5						
K. JOHST		6	1 2 3 4 5		2				
J. THUR		7	1 2 3 4 5						
* E. ARCHER		9	1 2 3 4 5		2 2 2	8	8 2 8		
A. BAE		10	1 2 3 4 5						
* K. MACKAY		11	1 2 3 4 5						
* E. SEPPON		12	1 2 3 4 5	2		8 2 2 2			
M. STOKES		13	1 2 3 4 5						
T. BAWA		14	1 2 3 4 5						
* M. NAPIER		15	1 2 3 4 5	2 2	2 (10)	(6)	2 8 2 (8)		
T. AKPO		23	1 2 3 4 5						
Jen Marsh			1 2 3 4 5	(8)	(18)	(24)	(32)		

VISITORS	2	-	4	-	-	-	5	6	8	10	12	14	16	-	-	-	18	-	-	20	-	22	24	-
HOME	-	2	-	3	4	5	5	-	-	-	-	-	7	9	10	12	-	-	13	15	-	16	-	18
	-	-	26	27	-	29	-	-	31	-	32													
	26	22	-	24	-	26	28	-	30	-														

HOME TEAM STEVESTON 1st HALF TIME OUT 2nd HALF TIME OUT O.T. 1 TEAM FOULS 1st HALF 2nd HALF

PLAYER	POS	NO	PERSONAL FOULS	1ST QUARTER	2ND QUARTER	3RD QUARTER	4TH QUARTER	OVERTIME	TOTAL
* H. TAKASAKI		4	1 2 3 4 5			2			
* M. CHEN		5	1 2 3 4 5						
V. MALONDA		7	1 2 3 4 5						
* N. CANAVE		9	1 2 3 4 5		2 2 2		2 2		
A. CHAN		10	1 2 3 4 5						
D. STEELE		11	1 2 3 4 5						
J. BILAYA		13	1 2 3 4 5						
N. CLAYPACK		14	1 2 3 4 5						
M. SHERRETT		15	1 2 3 4 5	(5)	(7)	2 2	2 2 (8)		
* M. CAMPBELL		18	1 2 3 4 5						
T. TAKASAKI		25	1 2 3 4 5						
* E. MAKI		26	1 2 3 4 5			8 8 2	(10)		
I. WARSAME		28	1 2 3 4 5						
K. KURAMOTO		29	1 2 3 4 5						
C. WONG		33	1 2 3 4 5	2 8	(12)	(22)	(30)		

REFEREE: _____ TIMEKEEPER: Kimberly Valle
UMPIRE: _____ SCORER: Samuel Ruiz

Mark personal fouls and timeout by quarters thus 1st \ 2nd / 3rd X 4th 0 Overtime +
Score baskets = (2); Fouls not scored = 0; Fouls Scored = ⊗
* Different colour pens should be used for each half.



Basketball Scoresheet

Phone: 604-888-8088
www.basketball.bc.ca

GAME 29

DIVISION JUVENILE

PLAYED AT _____

VISITORS SEYCOVE

JUMP BALL

X	X	X	X	X	X	X	X	X	X
X	X	X	X	X	X	X	X	X	X

DATE MARCH 1 20 14

PLAYER	POS	NO	PERSONAL FOULS	1ST QUARTER	2ND QUARTER	3RD QUARTER	4TH QUARTER	OVERTIME	TOTAL
D. SHIRIFF		1	1 2 3 4 5						
C. ARRIGO		2	1 2 3 4 5		3				
A. JEFFERSON		4	1 2 3 4 5						
A. ANDERSON		5	1 2 3 4 5						
A. PULONG		6	1 2 3 4 5				8		
K. SANDRIN		8	1 2 3 4 5						
L. HERRON		9	1 2 3 4 5				2 8 8		
S. LYNN		10	1 2 3 4 5			2 8			
M. BECKETT		11	1 2 3 4 5	2	8 8 8				
S. LAUBE		12	1 2 3 4 5	8 2 2 2			7 8 9		
S. WHYTE		13	1 2 3 4 5						
N. BRADSHAW		14	1 2 3 4 5						
J. FISHER		15	1 2 3 4 5						
A. BRADSHAW		20	1 2 3 4 5	2 8	2 8	2 2	3 0 8 8 9		
M. HARIMON		21	1 2 3 4 5						

VISITORS	1	3	4	5	7	9	11	13	15	16	17	20	21	22	23	25	29
HOME	-	-	-	-	2	4	-	6	8	9	-	11	13	-	14	-	-
30	-	31	-	-	32	33	34	-	36	-	-	-	37	38	39		
-	15	-	16	17	19	-	-	20	-	22	23	24	26	-	-		

HOME TEAM VEDPER

1st HALF TIME OUT:

1	2	3
2	3	4

2nd HALF TIME OUT:

2	3
2	3

O.T.: 1

TEAM FOULS:

1	2	3	4	5	6	7	8	9	10	11	12	13	14	15	16	17	18	19	20
---	---	---	---	---	---	---	---	---	----	----	----	----	----	----	----	----	----	----	----

1st HALF:

1	2	3	4	5	6	7	8	9	10	11	12	13	14	15	16	17	18	19	20
---	---	---	---	---	---	---	---	---	----	----	----	----	----	----	----	----	----	----	----

2nd HALF:

1	2	3	4	5	6	7	8	9	10	11	12	13	14	15	16	17	18	19	20
---	---	---	---	---	---	---	---	---	----	----	----	----	----	----	----	----	----	----	----

PLAYER	POS	NO	PERSONAL FOULS	1ST QUARTER	2ND QUARTER	3RD QUARTER	4TH QUARTER	OVERTIME	TOTAL
J. VICTOR		4	1 2 3 4 5	2 2			2		
N. BRAVIN		7	1 2 3 4 5				2		
S. ROY		8	1 2 3 4 5				2		
C. ROGERS		9	1 2 3 4 5		2				
R. MACDONALD		10	1 2 3 4 5						
L. TOOP		11	1 2 3 4 5	2					
M. LAJEUNE		15	1 2 3 4 5		2 2				
K. RODGER		20	1 2 3 4 5						
M. GROBIER		22	1 2 3 4 5						
H. TONSAKER		23	1 2 3 4 5						
			1 2 3 4 5						
			1 2 3 4 5						
			1 2 3 4 5						
			1 2 3 4 5						
			1 2 3 4 5						

REFEREE: _____ TIMEKEEPER: _____

UMPIRE: _____ SCORER: _____

Mark personal fouls and timeout by quarters thus 1st \ 2nd / 3rd X 4th 0 Overtime +
Score baskets = (2); Fouls not scored = 0; Fouls Scored = ⊗

* Different colour pens should be used for each half.



Basketball Scoresheet

Phone: 604-888-8088
www.basketball.bc.ca

GAME 30 DIVISION JUVENILE PLAYED AT 12:00 PM

VISITORS KITSILANO JUMP BALL DATE MARCH 1 20 14

PLAYER	POS	NO	PERSONAL FOULS	1ST QUARTER	2ND QUARTER	3RD QUARTER	4TH QUARTER	OVERTIME	TOTAL
A. LIPNITSKAYA		3	1 2 3 4 5						
M. SMITH		6	X 2 3 4 5			8			
A. LATH		7	1 2 3 4 5						
A. COOK		8	1 2 3 4 5						
N. SKAANG		10	1 2 3 4 5						
T. MCRAE		11	1 2 3 4 5		2		8 8		
C. BURCHETT		12	X 2 3 4 5		8 8 2 0		2		
R. AZIZ		17	1 2 3 4 5						
E. COCAR		14	X 2 3 4 5			8	(3) 2 2 8 8		
M. SPER		15	X 2 3 4 5	8 2 2 2		8			
A. FRASER		18	1 2 3 4 5						
M. MCGRUER		19	1 2 3 4 5				2		
D. STRUJIC		29	X 2 3 4 5	8 2 2	8 2 8 2 8	2 8			
Brian Burchett			1 2 3 4 5	(11)	(17)	(31)	(41)		
			1 2 3 4 5			(28)			

VISITORS	-	2	4	-	5	-	7	9	11	-	12	14	-	16	-	17	19	-	20	-	22	-	23	25	26	-
HOME	2	-	-	4	-	6	-	-	8	-	-	10	-	12	13	-	-	15	-	17	-	19	-	21	23	
	-	27	29	30	31	-	-	-	33	-	35	-	37	-	39	40	-	41	-							
	25	-	-	-	27	29	30	32	34	36	-	38	-	40	-	43	-	44	-							

HOME TEAM HERITAGE WOODS 1st HALF TIME OUT 2nd HALF TIME OUT O.T. TEAM FOULS 1st HALF 2nd HALF

PLAYER	POS	NO	PERSONAL FOULS	1ST QUARTER	2ND QUARTER	3RD QUARTER	4TH QUARTER	OVERTIME	TOTAL
M. SPENCE		3	1 2 3 4 5						
A. OU		5	X 2 3 4 5				8		
M. THUE		6	1 2 3 4 5						
K. TEJES		2	X 2 3 4 5			2	2 8		
G. ANDERSON		8	X 2 3 4 5				2		
J. BENNET		9	1 2 3 4 5						
R. AHAMEH		10	X 2 3 4 5		2				
R. CHENG		11	X 2 3 4 5		2 2 2 0	2	(11)		
L. POKRAJAC		12	X 2 3 4 5		2				
M. PFOH		13	X 2 3 4 5			2 2			
M. LISIKI		14	X 2 3 4 5	2 2	8 2 2	8 8 2 0	2	(8)	
			1 2 3 4 5	(8)	(17)	(36)	(44)		
			1 2 3 4 5		(23)				

REFEREE: Austin Gehrke TIMEKEEPER: _____
UMPIRE: PETER LI SCORER: Liam Piny

Mark personal fouls and timeout by quarters thus 1st \ 2nd / 3rd X 4th 0 Overtime +
Score baskets = (2); Fouls not scored = 0; Fouls Scored = X
* Different colour pens should be used for each half.



Basketball Scoresheet

Phone: 604-888-8088
www.basketball.bc.ca

GAME 31

DIVISION Juvenile

PLAYED AT 1:30PM HW CAMBLE

VISITORS
WORLD TWEEDESMUIR

JUMP BALL

X	X	X	X	X	X	X	X
X	X	X	X	X	X	X	X

DATE MAY 1 20 14

PLAYER	POS	NO	PERSONAL FOULS	1ST QUARTER	2ND QUARTER	3RD QUARTER	4TH QUARTER	OVERTIME	TOTAL
S. Walker		1	⊗ 2 3 4 5			2 2			
A. Wheatcroft		2	1 2 3 4 5						
* H. Sidhu		3	1 2 3 4 5	12	10	15	9		
J. Hua		4	1 2 3 4 5						
E. Kriger		5	⊗ 2 3 4 5		22				
J. Rowe		6	1 2 3 4 5						
S. Mander		7	1 2 3 4 5						
S. Weins		8	1 2 3 4 5						
I. Mellish		9	1 2 3 4 5						
* B. Boyfford		11	⊗ 2 3 4 5		1 0 2	2			
* J. Vidovic		12	1 2 3 4 5	2 2 0 0	0 0	0 0			
J. Fay Kosh		14	1 2 3 4 5						
* A. Odoom		15	1 2 3 4 5	2	2 0 2	1 0			
* M. Derkson		20	⊗ 2 3 4 5						
		1	1 2 3 4 5						

VISITORS	2	4	6	8	9	10	11	12	14	16	17	18	19	20	22	24								
HOME	-2	-	-	-	-	-	-	-	-	3	5	6	7	9	10	11	12	13	-	15				
25	27	-	-	29	31	-	33	-	34	-	36	37	-	39	40	41	43	-	-	44	-	-	45	46
-	-	16	17	-	-	19	21	23	-	-	25	-	-	-	26	27	28	-	29	30	31	-	-	-

HOME TEAM OKANAGAN MISSION

1st HALF TIME OUT: X 2nd HALF TIME OUT: X O.T.: 1 TEAM FOULS: 1 1st HALF: ||||| 2nd HALF: |||||

PLAYER	POS	NO	PERSONAL FOULS	1ST QUARTER	2ND QUARTER	3RD QUARTER	4TH QUARTER	OVERTIME	TOTAL
* H. Walline		5	1 3 4 5				2		
H. Tomlin		6	1 2 3 4 5						
* J. Gargaro		7	⊗ 2 3 4 5	2	11	10			
T. Anderson		8	1 2 3 4 5						
E. Wicklund		9	1 2 3 4 5						
* M. Felt		10	1 2 3 4 5						
* J. Bartolon		11	1 2 3 4 5						
H. Frame		12	1 2 3 4 5						
D. Mahmi		14	1 2 3 4 5						
* K. Gaspari		15	1 2 3 4 5						
K. Belanger		21	1 2 3 4 5						
		1	1 2 3 4 5						
		1	1 2 3 4 5						
		1	1 2 3 4 5						
		1	1 2 3 4 5						

REFEREE: _____ TIMEKEEPER: Jamie King

UMPIRE: _____ SCORER: Wimmer

Mark personal fouls and timeout by quarters thus 1st \ 2nd / 3rd X 4th 0 Overtime +
 Score baskets = (2); Fouls not scored = 0; Fouls Scored = ⊗
 * Different colour pens should be used for each half.



Basketball Scoresheet

Phone: 604-888-8088
www.basketball.bc.ca

GAME 32

DIVISION Juvenile

PLAYED AT 3:00 HJ CAMBLE

VISITORS KLO JUMP BALL

X	X	X	X	X	X	X	X	X	X
X	X	X	X	X	X	X	X	X	X

 DATE MARCH 1 20 14

PLAYER	POS	NO	PERSONAL FOULS	1ST QUARTER	2ND QUARTER	3RD QUARTER	4TH QUARTER	OVERTIME	TOTAL
A. Conrado		4	X 2 3 4 5			0	2		
S. Burke		5	X 2 3 4 5						
G. Craddock		6	1 2 3 4 5	8	5	4	10		
E. Rogers		7	1 2 3 4 5						
J. Filipiak		8	X 1 2 3 4 5						
C. Donaldson		9	X 2 3 4 5	32	0	0	2	0	
D. Lee		10	1 2 3 4 5						
C. Miller		14	X 3 4 5						
J. Watts		15	1 2 3 4 5		13				
M. Pickle		20	1 2 3 4 5						
J. Reid		21	1 2 3 4 5	3	1				
M. Flank		22	1 2 3 4 5						
JAY CORREIA			1 2 3 4 5						
			1 2 3 4 5						

VISITORS	-	3	-	-	5	-	8	-	9	-	11	-	-	12	13	-	-	-	14	-	15	16	17	-	-	19
HOME	2	-	4	5	-	7	-	-	9	-	11	14	-	-	-	16	18	20	-	22	-	-	-	23	24	-
	-	21	24	-	25	-	26	27	-	-	-	-	-	-	-	-	-	-	-	-	-	-	-	-	-	-
	26	-	-	28	-	30	-	-	31	32	-	-	-	-	-	-	-	-	-	-	-	-	-	-	-	-

HOME TEAM WINDSOR 1st HALF TIME OUT

1	2	3	4	5
1	2	3	4	5

 O.T. 1 TEAM FOULS 1st HALF

1	2	3	4	5
1	2	3	4	5

 2nd HALF

X	X	X	X	X	X	X	X	X	X
X	X	X	X	X	X	X	X	X	X

 1 2 3 4 5

PLAYER	POS	NO	PERSONAL FOULS	1ST QUARTER	2ND QUARTER	3RD QUARTER	4TH QUARTER	OVERTIME	TOTAL
P. Lehto		1	X 2 3 4 5			2	2		
D. Dupasquier		5	1 2 3 4 5						
P. Jundard		6	1 2 3 4 5	7	7	10	8		
M. Furstenwald		9	2 3 4 5						
M. Garland		10	X 2 3 4 5						
D. Wood		11	X 4 5	2					
M. Legault		12	1 2 3 4 5	22		2	2		
P. Pearson		14	1 2 3 4 5						
M. Janzen		15	X 2 3 4 5						
J. Yamamoto		21	X 2 3 4 5						
E. Dahl-Sam		22	1 2 3 4 5						
			1 2 3 4 5						
			1 2 3 4 5						
			1 2 3 4 5						

REFEREE: _____ TIMEKEEPER: _____
UMPIRE: _____ SCORER: _____

Mark personal fouls and timeout by quarters thus 1st \ 2nd / 3rd X 4th 0 Overtime +
Score baskets = (2); Fouls not scored = 0; Fouls Scored = X
* Different colour pens should be used for each half.